

Serving clients in...
Qualicum Beach
Parksville
French Creek
Nanoose Bay
and region

**Team W** Rudi REALTOR®
& Trish Unlicensed
Widdershoven 



Building relationships, fulfilling dreams ...since 1989



MARKET STATISTICS

Parksville & Qualicum

Oct 2013

www.TeamW.ca

1-250-248-1071



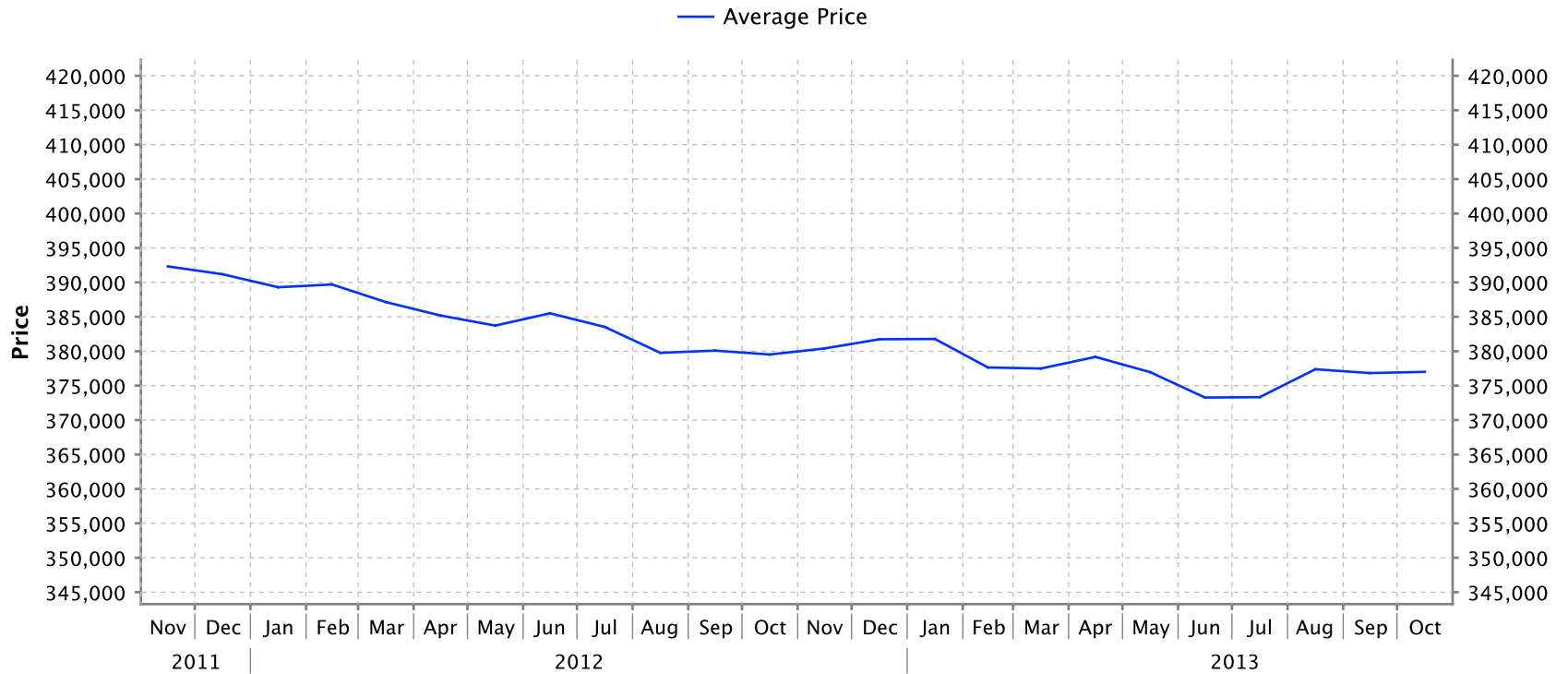
www.facebook.com/RudiTeamW



Parksville / Qualicum

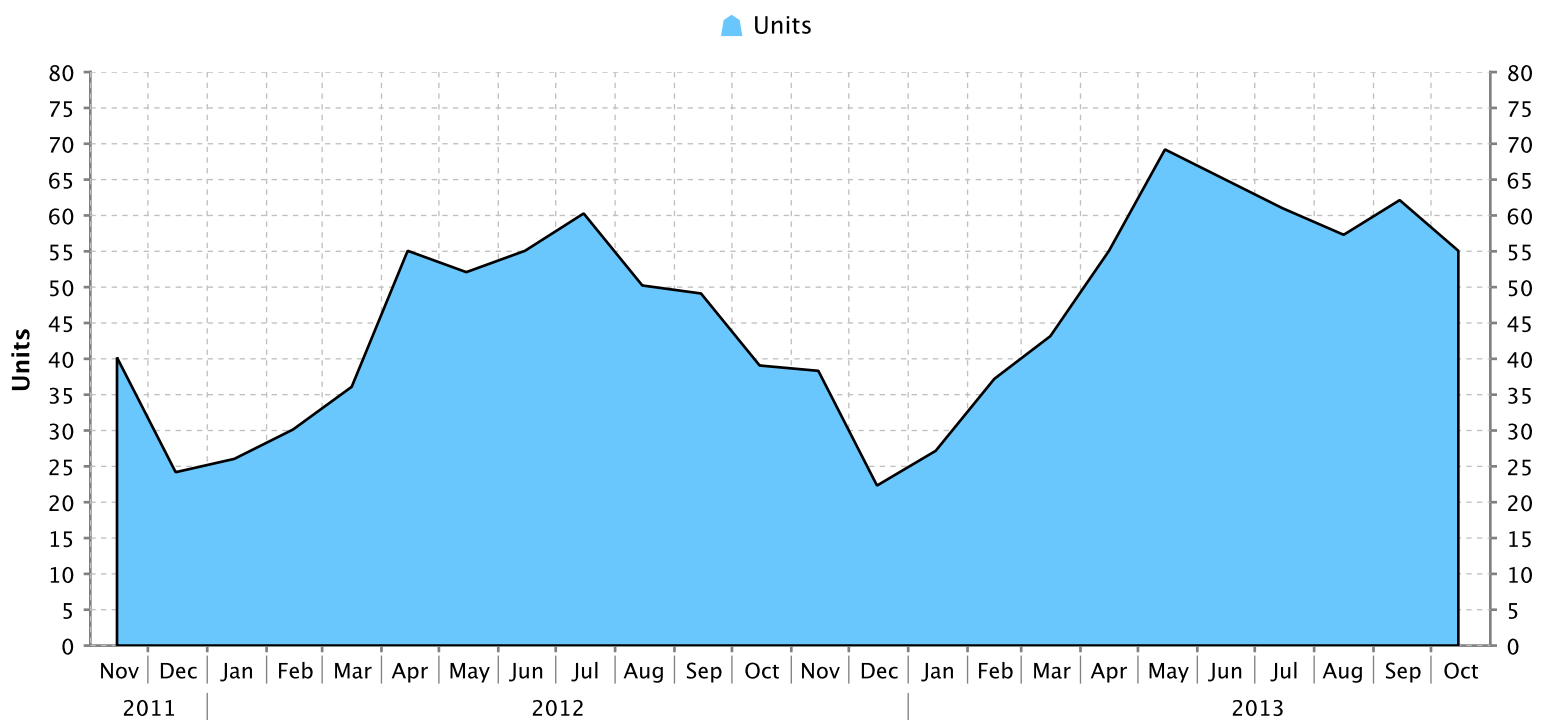
as at October 31, 2013

Cumulative Residential Average Single Family Sale Price



NOTE: Figures are based on a "rolling total" from the past 12 months – i.e. 12 months to date instead of the calendar "year to date".

Single Family Units Reported Sold



Comparative Activity by Property Type

	Current Month			12 Months to Date		
	This Year	Last Year	% Change	This Year	Last Year	% Change
Lots						
Units Listed	40	18	122%	150	171	-12%
Units Reported Sold	8	1	700%	39	24	62%
Sell/List Ratio	20%	6%		26%	14%	
Reported Sales Dollars	\$1,337,000	\$157,000	752%	\$6,597,200	\$3,842,497	72%
Average Sell Price / Unit	\$167,125	\$157,000	6%	\$169,159	\$160,104	6%
Median Sell Price	\$140,000			\$145,000		
Sell Price / List Price	95%	92%		89%	91%	
Days to Sell	22	0		75	107	-30%
Active Listings	81	69				
Single Family						
Units Listed	80	100	-20%	1,190	1,317	-10%
Units Reported Sold	55	39	41%	591	516	15%
Sell/List Ratio	69%	39%		50%	39%	
Reported Sales Dollars	\$20,013,296	\$13,880,119	44%	\$222,808,158	\$195,833,364	14%
Average Sell Price / Unit	\$363,878	\$355,900	2%	\$377,002	\$379,522	-1%
Median Sell Price	\$342,400			\$352,500		
Sell Price / List Price	94%	94%		94%	93%	
Days to Sell	80	69	15%	63	73	-14%
Active Listings	318	366				
Condos (Apt)						
Units Listed	12	17	-29%	225	248	-9%
Units Reported Sold	6	4	50%	70	58	21%
Sell/List Ratio	50%	24%		31%	23%	
Reported Sales Dollars	\$1,179,400	\$701,500	68%	\$15,222,309	\$13,218,550	15%
Average Sell Price / Unit	\$196,567	\$175,375	12%	\$217,462	\$227,906	-5%
Median Sell Price	\$224,500			\$195,000		
Sell Price / List Price	95%	93%		93%	92%	
Days to Sell	88	65	35%	83	104	-20%
Active Listings	102	110				
Condos (Patio)						
Units Listed	10	20	-50%	161	186	-13%
Units Reported Sold	12	5	140%	100	86	16%
Sell/List Ratio	120%	25%		62%	46%	
Reported Sales Dollars	\$3,068,000	\$1,405,500	118%	\$28,641,704	\$25,326,132	13%
Average Sell Price / Unit	\$255,667	\$281,100	-9%	\$286,417	\$294,490	-3%
Median Sell Price	\$245,000			\$275,000		
Sell Price / List Price	95%	93%		94%	95%	
Days to Sell	96	100	-5%	87	118	-26%
Active Listings	50	72				
Condos (Twnhse)						
Units Listed	19	10	90%	158	148	7%
Units Reported Sold	7	1	600%	47	43	9%
Sell/List Ratio	37%	10%		30%	29%	
Reported Sales Dollars	\$2,313,000	\$386,000	499%	\$14,904,571	\$14,690,544	1%
Average Sell Price / Unit	\$330,429	\$386,000	-14%	\$317,119	\$341,641	-7%
Median Sell Price	\$286,000			\$285,000		
Sell Price / List Price	94%	91%		95%	95%	
Days to Sell	164	73	124%	81	87	-7%
Active Listings	56	52				

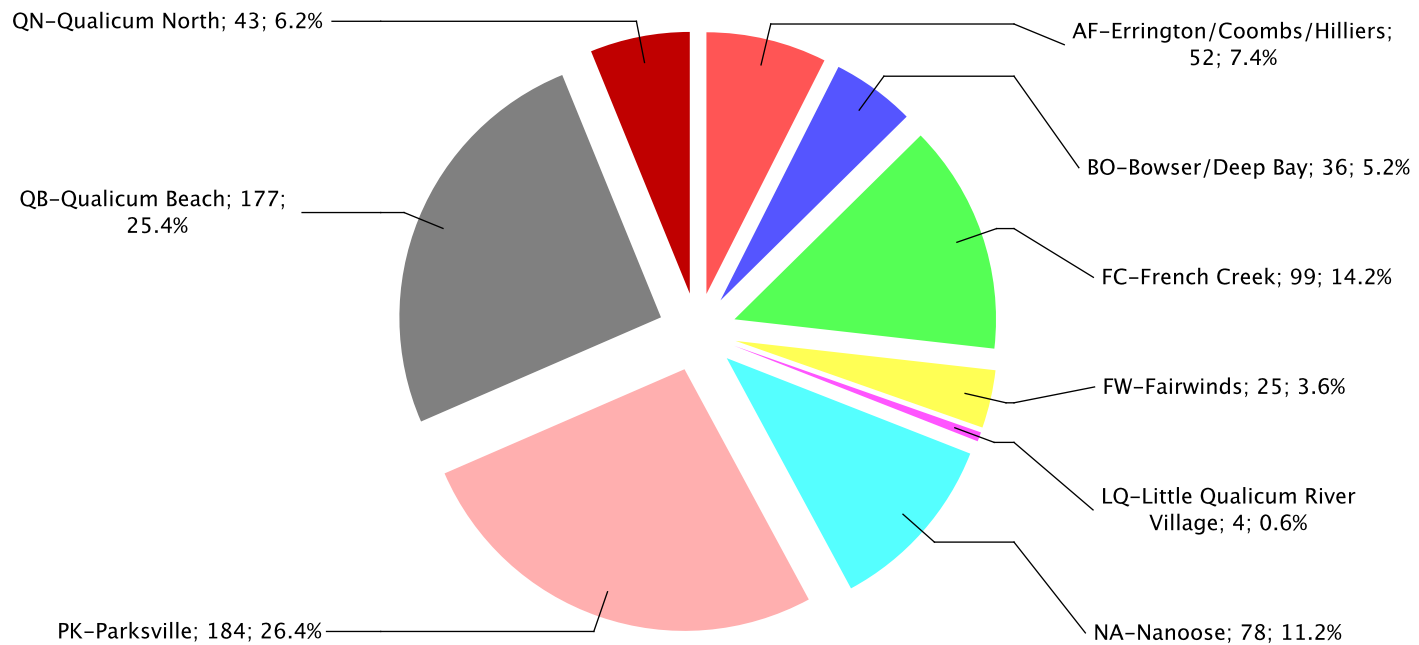
PLEASE NOTE: SINGLE FAMILY property does NOT INCLUDE acreage with house, condominiums, duplex/triplex, mobile homes/on pad, single family waterfront or single family strata. **LOTS** do NOT INCLUDE acreage or waterfront acreage.

MLS® Single Family Sales Analysis

Unconditional Sales from January 1 to Oct 31, 2013

	0-150,000	150,001-200,000	200,001-250,000	250,001-300,000	300,001-350,000	350,001-400,000	400,001-450,000	450,001-500,000	500,001-600,000	600,001-700,000	700,001-800,000	800,001-900,000	900,001-1 Mil	OVER 1 Mil	Total
AF-Errington/Coombs/Hilliers	5	4	1	5	9	6	7	7	3	4	0	1	0	0	52
BO-Bowser/Deep Bay	2	2	4	1	8	6	6	3	1	0	1	1	0	1	36
FC-French Creek	2	2	5	14	20	19	17	11	4	1	2	1	1	0	99
FW-Fairwinds	0	0	0	0	0	1	0	0	6	4	5	3	2	4	25
LQ-Little Qualicum River Village	0	1	1	0	0	0	0	0	2	0	0	0	0	0	4
NA-Nanoose	2	1	1	4	10	9	10	4	11	10	8	4	2	2	78
PK-Parksville	0	4	21	53	45	25	18	9	6	1	1	1	0	0	184
QB-Qualicum Beach	1	0	7	22	42	41	22	8	13	10	2	4	2	3	177
QN-Qualicum North	1	2	5	4	7	11	3	4	1	2	1	1	0	1	43
Zone 5 TOTALS	13	16	45	103	141	118	83	46	47	32	20	16	7	11	698

Parksville / Qualicum - Single Family Sales by Subarea



Total Unconditional Sales January 1 to October 31, 2013 = 698



TeamW Optimum Property Search

Take advantage of the most complete Real Estate Search tool when you are searching for properties in the Parksville-Qualicum Area!

- ✓ **Complete MLS Listings** for the greater Parksville - Qualicum Beach Area updated in real time.
- ✓ View More **NON PUBLIC, CURRENT INFORMATION** about each listing than you will find on realtor.ca.
- ✓ Create your own **PERSONAL SEARCHES** and save your **FAVOURITE LISTINGS**.
- ✓ Receive **UPDATES** on your saved searches any time there is a **NEW Listing** or a **Price Change** direct to your email.
- ✓ **Access is FREE** and authorization is instant!



Go to www.teamw.ca to register!

The Real Estate Board of Vancouver Island requires that all searches for MLS® listings, both new ones and changes to existing ones, be submitted first for review by the REALTOR®. Once you save the search, it will be promptly reviewed and approved and you will be viewing your search results in no time. You will receive an email as soon as the search is reviewed and approved.