

Serving clients in...
Qualicum Beach
Parksville
French Creek
Nanoose Bay
and region

 Team **W** Rudi REALTOR®
& Trish Unlicensed
Widdershoven 



Building relationships, fulfilling dreams ...since 1989



MARKET STATISTICS

Parksville & Qualicum

Jan 2014

www.TeamW.ca

1-250-248-1071



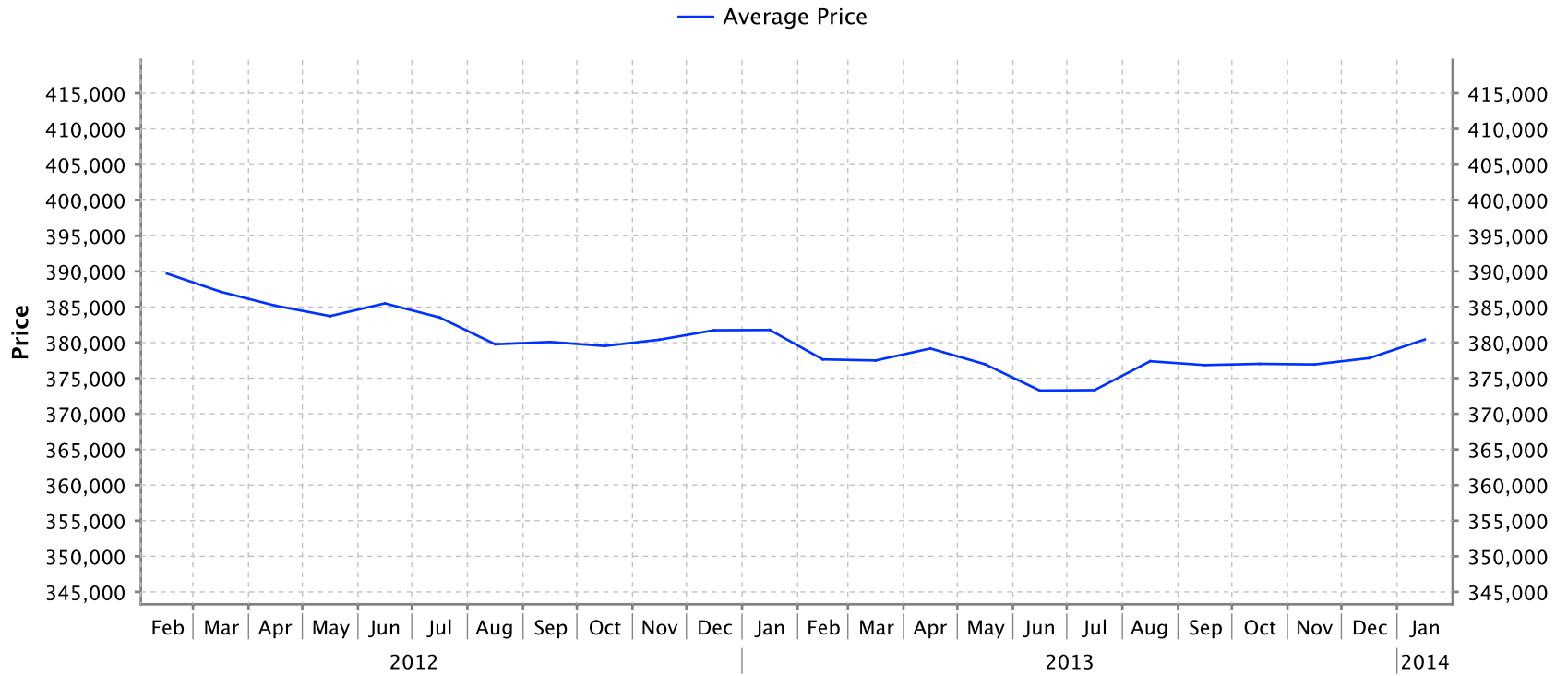
www.facebook.com/RudiTeamW



Parksville / Qualicum

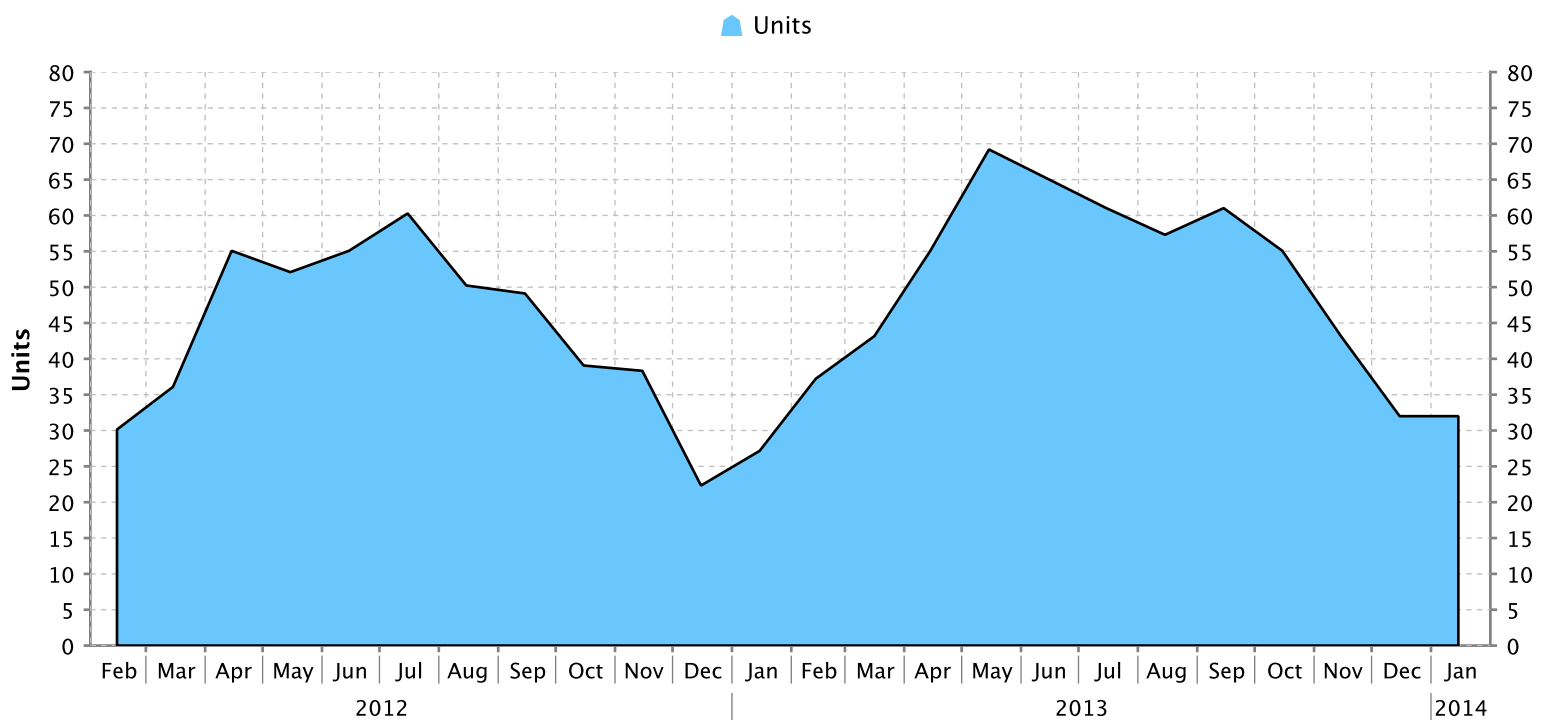
as at January 31, 2014

Cumulative Residential Average Single Family Sale Price



NOTE: Figures are based on a "rolling total" from the past 12 months – i.e. 12 months to date instead of the calendar "year to date".

Single Family Units Reported Sold



Comparative Activity by Property Type

	Current Month			12 Months to Date		
	This Year	Last Year	% Change	This Year	Last Year	% Change
Lots						
Units Listed	11	14	-21%	129	182	-29%
Units Reported Sold	8	1	700%	60	25	140%
Sell/List Ratio	73%	7%		47%	14%	
Reported Sales Dollars	\$1,102,000	\$25,000	4,308%	\$9,575,700	\$3,849,597	149%
Average Sell Price / Unit	\$137,750	\$25,000	451%	\$159,595	\$153,984	4%
Median Sell Price	\$140,000			\$140,000		
Sell Price / List Price	98%	71%		94%	87%	
Days to Sell	45	3	1,388%	62	108	-43%
Active Listings	47	73				
Single Family						
Units Listed	99	84	18%	1,185	1,287	-8%
Units Reported Sold	32	27	19%	610	513	19%
Sell/List Ratio	32%	32%		51%	40%	
Reported Sales Dollars	\$12,772,500	\$9,286,100	38%	\$232,065,975	\$195,850,786	18%
Average Sell Price / Unit	\$399,141	\$343,930	16%	\$380,436	\$381,775	-0%
Median Sell Price	\$422,500			\$351,600		
Sell Price / List Price	95%	93%		94%	94%	
Days to Sell	71	96	-26%	65	71	-8%
Active Listings	260	290				
Condos (Apt)						
Units Listed	18	24	-25%	215	226	-5%
Units Reported Sold	4	5	-20%	66	61	8%
Sell/List Ratio	22%	21%		31%	27%	
Reported Sales Dollars	\$600,500	\$1,112,500	-46%	\$14,305,650	\$13,596,709	5%
Average Sell Price / Unit	\$150,125	\$222,500	-33%	\$216,752	\$222,897	-3%
Median Sell Price	\$140,500			\$195,000		
Sell Price / List Price	98%	96%		93%	91%	
Days to Sell	77	56	37%	84	90	-7%
Active Listings	87	86				
Condos (Patio)						
Units Listed	9	13	-31%	164	185	-11%
Units Reported Sold	1	4	-75%	99	82	21%
Sell/List Ratio	11%	31%		60%	44%	
Reported Sales Dollars	\$345,000	\$1,252,000	-72%	\$27,799,204	\$24,970,300	11%
Average Sell Price / Unit	\$345,000	\$313,000	10%	\$280,800	\$304,516	-8%
Median Sell Price	\$345,000			\$266,000		
Sell Price / List Price	99%	92%		94%	95%	
Days to Sell	66	97	-32%	86	96	-10%
Active Listings	52	68				
Condos (Twnhse)						
Units Listed	10	15	-33%	145	149	-3%
Units Reported Sold	2	1	100%	56	39	44%
Sell/List Ratio	20%	7%		39%	26%	
Reported Sales Dollars	\$546,800	\$227,000	141%	\$17,607,371	\$13,241,221	33%
Average Sell Price / Unit	\$273,400	\$227,000	20%	\$314,417	\$339,518	-7%
Median Sell Price	\$349,000			\$285,000		
Sell Price / List Price	91%	97%		95%	95%	
Days to Sell	102	86	18%	83	78	7%
Active Listings	45	48				

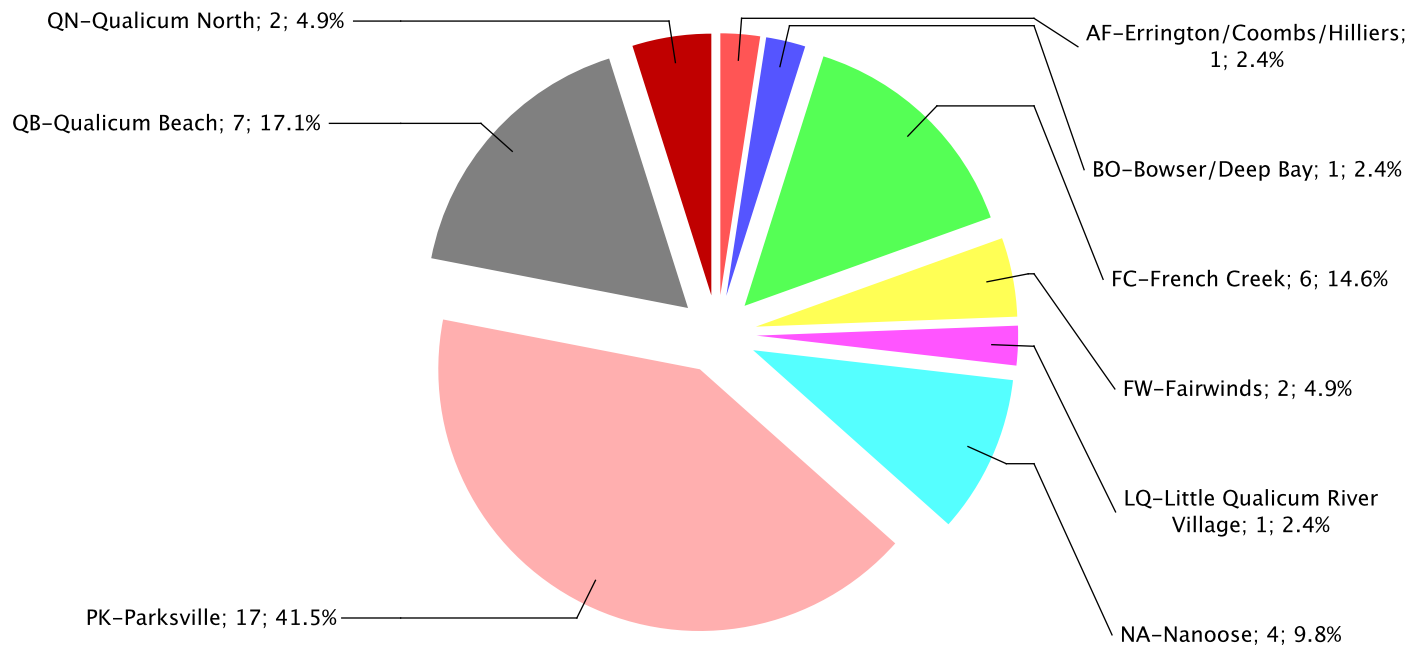
PLEASE NOTE: SINGLE FAMILY property does NOT INCLUDE acreage with house, condominiums, duplex/triplex, mobile homes/on pad, single family waterfront or single family strata. **LOTS** do NOT INCLUDE acreage or waterfront acreage.

MLS® Single Family Sales Analysis

Unconditional Sales from January 1 to Jan 31, 2014

	0-150,000	150,001-200,000	200,001-250,000	250,001-300,000	300,001-350,000	350,001-400,000	400,001-450,000	450,001-500,000	500,001-600,000	600,001-700,000	700,001-800,000	800,001-900,000	900,001-1 Mil	OVER 1 Mil	Total
AF-Errington/Coombs/Hilliers	0	0	0	0	0	0	0	0	1	0	0	0	0	0	1
BO-Bowser/Deep Bay	0	0	0	1	0	0	0	0	0	0	0	0	0	0	1
FC-French Creek	0	0	0	0	0	0	1	3	2	0	0	0	0	0	6
FW-Fairwinds	0	0	0	0	0	0	0	0	1	1	0	0	0	0	2
LQ-Little Qualicum River Village	0	0	0	0	0	1	0	0	0	0	0	0	0	0	1
NA-Nanoose	0	0	0	0	0	1	1	0	0	0	0	1	0	1	4
PK-Parksville	1	0	3	3	2	3	2	1	2	0	0	0	0	0	17
QB-Qualicum Beach	0	0	1	0	2	0	2	2	0	0	0	0	0	0	7
QN-Qualicum North	0	0	1	0	0	0	0	0	1	0	0	0	0	0	2
Zone 5 TOTALS	1	0	5	4	4	5	6	6	7	1	0	1	0	1	41

Parksville / Qualicum - Single Family Sales by Subarea



Total Unconditional Sales January 1 to January 31, 2014 = 41



TeamW Optimum Property Search

Take advantage of the most complete Real Estate Search tool when you are searching for properties in the Parksville-Qualicum Area!

- ✓ **Complete MLS Listings** for the greater Parksville - Qualicum Beach Area updated in real time.
- ✓ View More **NON PUBLIC, CURRENT INFORMATION** about each listing than you will find on realtor.ca.
- ✓ Create your own **PERSONAL SEARCHES** and save your **FAVOURITE LISTINGS**.
- ✓ Receive **UPDATES** on your saved searches any time there is a **NEW Listing** or a **Price Change** direct to your email.
- ✓ Access is **FREE** and authorization is instant!



Team W
Optimum Property Search

- ✓ More information than realtor.ca
- ✓ Save your Custom Searches
- ✓ Save your favorite properties
- ✓ Friendly Google Map search

Try it now!

Go to www.teamw.ca to register!

The Real Estate Board of Vancouver Island requires that all searches for MLS® listings, both new ones and changes to existing ones, be submitted first for review by the REALTOR®. Once you save the search, it will be promptly reviewed and approved and you will be viewing your search results in no time. You will receive an email as soon as the search is reviewed and approved.