

Serving clients in...  
Qualicum Beach  
Parksville  
French Creek  
Nanoose Bay  
and region

Team **W**

Rudi & Trish  
Widdershoven

RE/MAX First Realty



*Building relationships, fulfilling dreams ...since 1989*



# MARKET STATISTICS

## Parksville & Qualicum

### March 2014

[www.TeamW.ca](http://www.TeamW.ca)

1-250-248-1071

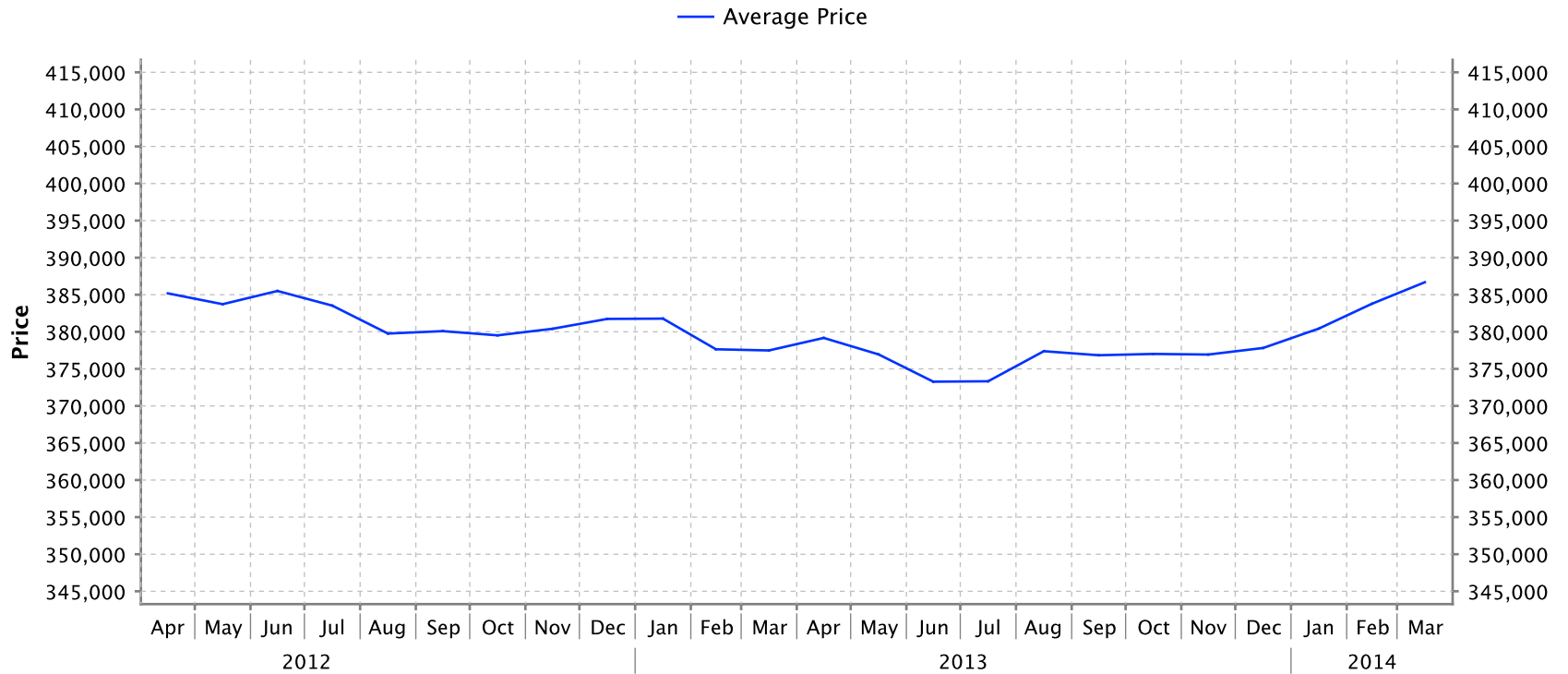


[www.facebook.com/RudiTeamW](http://www.facebook.com/RudiTeamW)

# Parksville / Qualicum

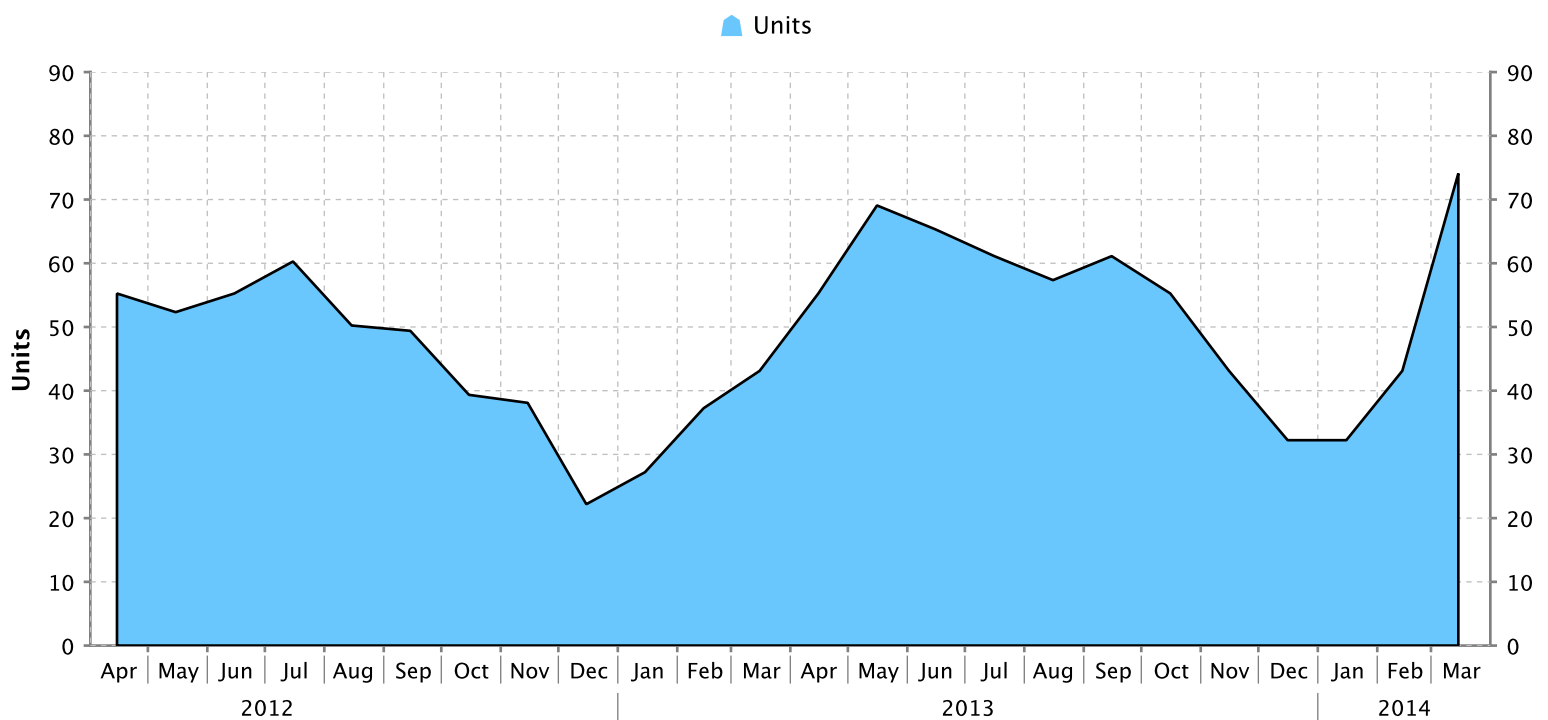
as at March 31, 2014

## Cumulative Residential Average Single Family Sale Price



NOTE: Figures are based on a "rolling total" from the past 12 months – i.e. 12 months to date instead of the calendar "year to date".

## Single Family Units Reported Sold



## Comparative Activity by Property Type

	Current Month			12 Months to Date		
	This Year	Last Year	% Change	This Year	Last Year	% Change
<b>Lots</b>						
Units Listed	16	6	167%	142	172	-17%
Units Reported Sold	7	4	75%	66	26	154%
Sell/List Ratio	44%	67%		46%	15%	
Reported Sales Dollars	\$1,081,000	\$592,500	82%	\$10,514,200	\$3,858,097	173%
Average Sell Price / Unit	\$154,429	\$148,125	4%	\$159,306	\$148,388	7%
Median Sell Price	\$140,000			\$140,000		
Sell Price / List Price	98%	93%		94%	89%	
Days to Sell	35	90	-61%	60	88	-32%
Active Listings	55	59				
<b>Single Family</b>						
Units Listed	106	120	-12%	1,193	1,283	-7%
Units Reported Sold	74	43	72%	647	527	23%
Sell/List Ratio	70%	36%		54%	41%	
Reported Sales Dollars	\$29,213,300	\$15,432,250	89%	\$250,184,625	\$198,934,836	26%
Average Sell Price / Unit	\$394,774	\$358,890	10%	\$386,684	\$377,485	2%
Median Sell Price	\$346,000			\$354,900		
Sell Price / List Price	95%	94%		95%	94%	
Days to Sell	67	70	-5%	65	71	-8%
Active Listings	297	336				
<b>Condos (Apt)</b>						
Units Listed	24	14	71%	222	217	2%
Units Reported Sold	2	3	-33%	65	58	12%
Sell/List Ratio	8%	21%		29%	27%	
Reported Sales Dollars	\$532,500	\$714,000	-25%	\$14,019,250	\$13,140,209	7%
Average Sell Price / Unit	\$266,250	\$238,000	12%	\$215,681	\$226,555	-5%
Median Sell Price	\$335,000			\$195,000		
Sell Price / List Price	97%	95%		93%	91%	
Days to Sell	47	68	-31%	83	89	-6%
Active Listings	103	84				
<b>Condos (Patio)</b>						
Units Listed	16	19	-16%	163	184	-11%
Units Reported Sold	10	8	25%	100	85	18%
Sell/List Ratio	62%	42%		61%	46%	
Reported Sales Dollars	\$3,527,000	\$2,211,800	59%	\$28,988,304	\$25,643,850	13%
Average Sell Price / Unit	\$352,700	\$276,475	28%	\$289,883	\$301,692	-4%
Median Sell Price	\$312,000			\$279,200		
Sell Price / List Price	98%	95%		95%	95%	
Days to Sell	57	60	-5%	82	87	-6%
Active Listings	62	72				
<b>Condos (Twnhse)</b>						
Units Listed	6	10	-40%	136	137	-1%
Units Reported Sold	3	0		58	39	49%
Sell/List Ratio	50%	0%		43%	28%	
Reported Sales Dollars	\$1,181,997	\$0		\$18,467,868	\$12,612,471	46%
Average Sell Price / Unit	\$393,999			\$318,412	\$323,397	-2%
Median Sell Price	\$437,997			\$285,000		
Sell Price / List Price	98%			95%	95%	
Days to Sell	167			94	77	22%
Active Listings	40	52				

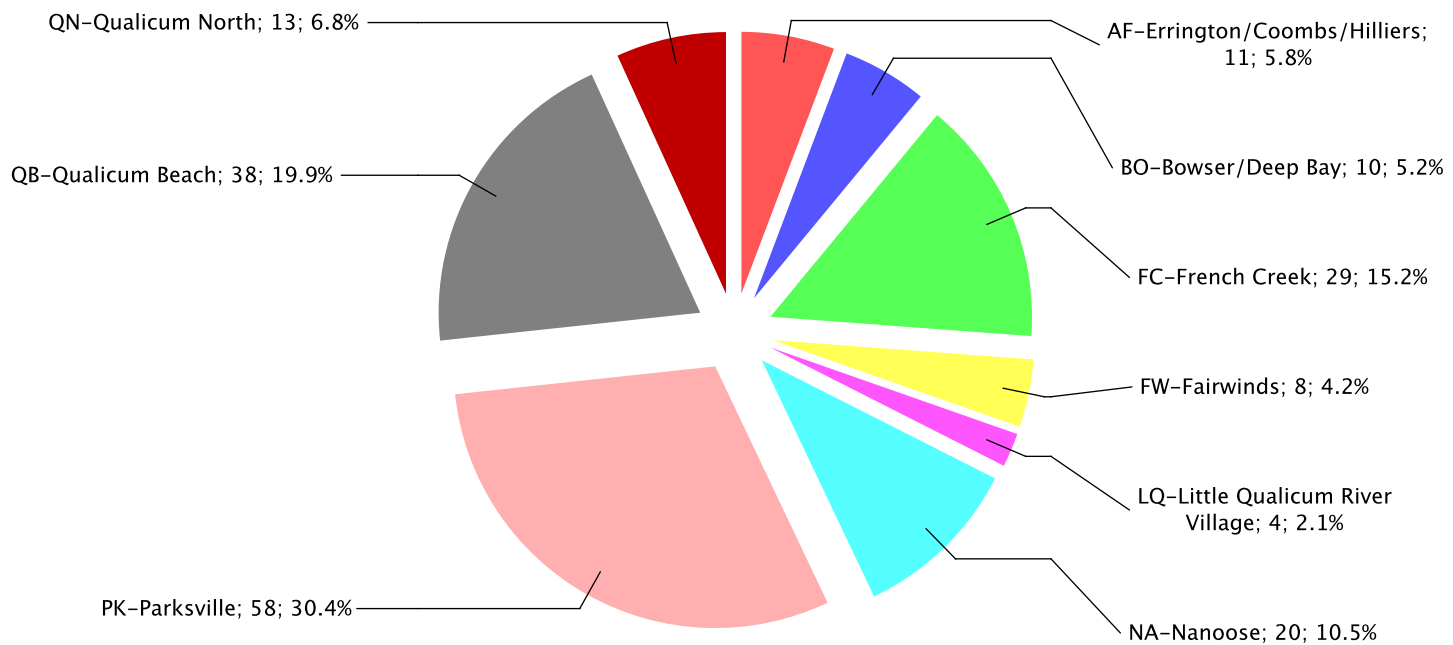
**PLEASE NOTE: SINGLE FAMILY** property does NOT INCLUDE acreage with house, condominiums, duplex/triplex, mobile homes/on pad, single family waterfront or single family strata. **LOTS** do NOT INCLUDE acreage or waterfront acreage.

# MLS® Single Family Sales Analysis

Unconditional Sales from January 1 to Mar 31, 2014

	0-150,000	150,001-200,000	200,001-250,000	250,001-300,000	300,001-350,000	350,001-400,000	400,001-450,000	450,001-500,000	500,001-600,000	600,001-700,000	700,001-800,000	800,001-900,000	900,001-1 Mil	OVER 1 Mil	Total
AF-Errington/Coombs/Hilliers	2	1	0	0	1	4	0	0	2	0	0	1	0	0	11
BO-Bowser/Deep Bay	0	0	1	1	3	1	1	1	1	0	0	1	0	0	10
FC-French Creek	0	0	3	3	4	1	8	5	3	0	2	0	0	0	29
FW-Fairwinds	0	0	1	0	0	0	0	0	4	2	1	0	0	0	8
LQ-Little Qualicum River Village	0	0	3	0	0	1	0	0	0	0	0	0	0	0	4
NA-Nanoose	1	1	1	0	4	1	2	0	3	3	1	2	0	1	20
PK-Parksville	1	2	8	12	14	6	12	1	2	0	0	0	0	0	58
QB-Qualicum Beach	0	0	1	3	9	4	7	3	6	3	1	0	0	1	38
QN-Qualicum North	0	0	1	1	2	4	1	2	2	0	0	0	0	0	13
<b>Zone 5 TOTALS</b>	<b>4</b>	<b>4</b>	<b>19</b>	<b>20</b>	<b>37</b>	<b>22</b>	<b>31</b>	<b>12</b>	<b>23</b>	<b>8</b>	<b>5</b>	<b>4</b>	<b>0</b>	<b>2</b>	<b>191</b>

## Parksville / Qualicum - Single Family Sales by Subarea



Total Unconditional Sales January 1 to March 31, 2014 = 191

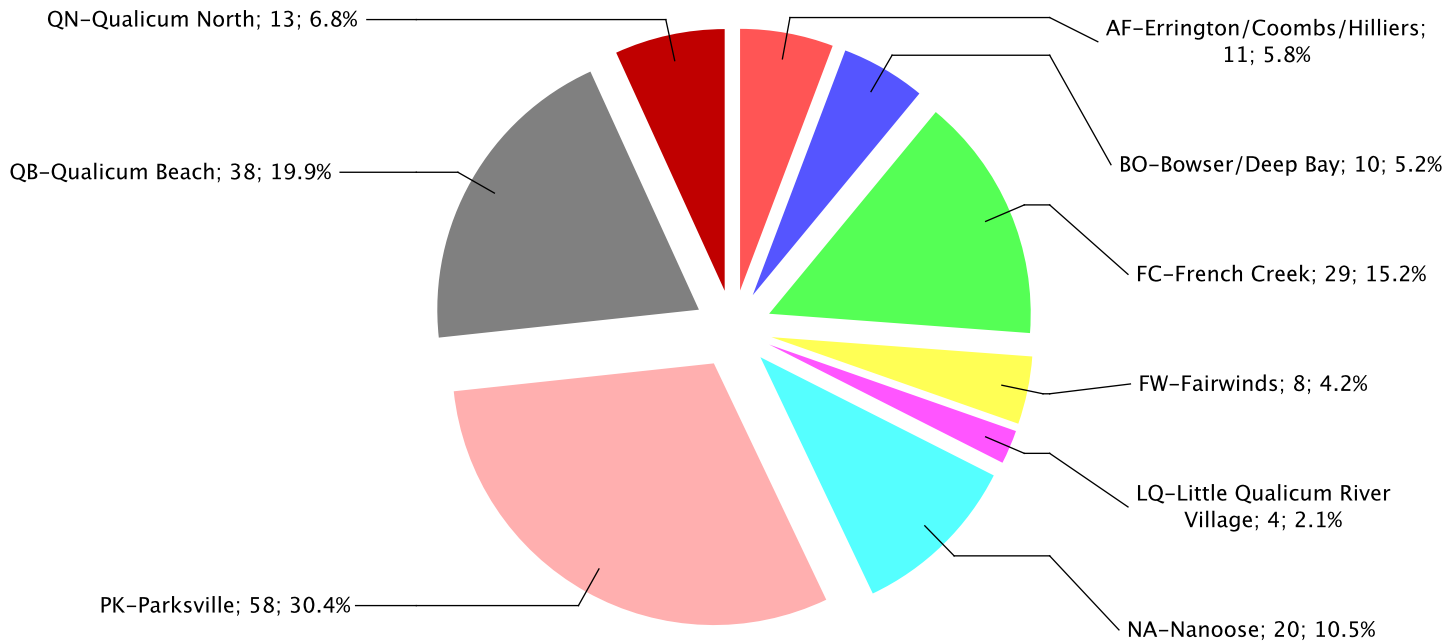
# 1st Quarter 2014

## MLS® Single Family Sales Analysis

Unconditional Sales from January 1 to Mar 31, 2014

	0-150,000	150,001-200,000	200,001-250,000	250,001-300,000	300,001-350,000	350,001-400,000	400,001-450,000	450,001-500,000	500,001-600,000	600,001-700,000	700,001-800,000	800,001-900,000	900,001-1 Mil	OVER 1 Mil	Total
AF-Errington/Coombs/Hilliers	2	1	0	0	1	4	0	0	2	0	0	1	0	0	11
BO-Bowser/Deep Bay	0	0	1	1	3	1	1	1	1	0	0	1	0	0	10
FC-French Creek	0	0	3	3	4	1	8	5	3	0	2	0	0	0	29
FW-Fairwinds	0	0	1	0	0	0	0	0	4	2	1	0	0	0	8
LQ-Little Qualicum River Village	0	0	3	0	0	1	0	0	0	0	0	0	0	0	4
NA-Nanoose	1	1	1	0	4	1	2	0	3	3	1	2	0	1	20
PK-Parksville	1	2	8	12	14	6	12	1	2	0	0	0	0	0	58
QB-Qualicum Beach	0	0	1	3	9	4	7	3	6	3	1	0	0	1	38
QN-Qualicum North	0	0	1	1	2	4	1	2	2	0	0	0	0	0	13
<b>Zone 5 TOTALS</b>	<b>4</b>	<b>4</b>	<b>19</b>	<b>20</b>	<b>37</b>	<b>22</b>	<b>31</b>	<b>12</b>	<b>23</b>	<b>8</b>	<b>5</b>	<b>4</b>	<b>0</b>	<b>2</b>	<b>191</b>

### Parksville / Qualicum - Single Family Sales by Subarea



Total Unconditional Sales January 1 to March 31, 2014 = 191



## TeamW Optimum Property Search

Take advantage of the most complete Real Estate Search tool when you are searching for properties in the Parksville-Qualicum Area!

- ✓ **Complete MLS Listings** for the greater Parksville - Qualicum Beach Area updated in real time.
- ✓ View More **NON PUBLIC, CURRENT INFORMATION** about each listing than you will find on realtor.ca.
- ✓ Create your own **PERSONAL SEARCHES** and save your **FAVOURITE LISTINGS**.
- ✓ Receive **UPDATES** on your saved searches any time there is a **NEW Listing** or a **Price Change** direct to your email.
- ✓ Access is **FREE** and authorization is instant!



Go to [www.teamw.ca](http://www.teamw.ca) to register!

The Real Estate Board of Vancouver Island requires that all searches for MLS® listings, both new ones and changes to existing ones, be submitted first for review by the REALTOR®. Once you save the search, it will be promptly reviewed and approved and you will be viewing your search results in no time. You will receive an email as soon as the search is reviewed and approved.