

Serving clients in...  
Qualicum Beach  
Parksville  
French Creek  
Nanoose Bay  
and region

 Team **W** Rudi REALTOR®  
& Trish Unlicensed  
Widdershoven 



*Building relationships, fulfilling dreams ...since 1989*



# MARKET STATISTICS

## Parksville & Qualicum

### Dec 2013

[www.TeamW.ca](http://www.TeamW.ca)

1-250-248-1071



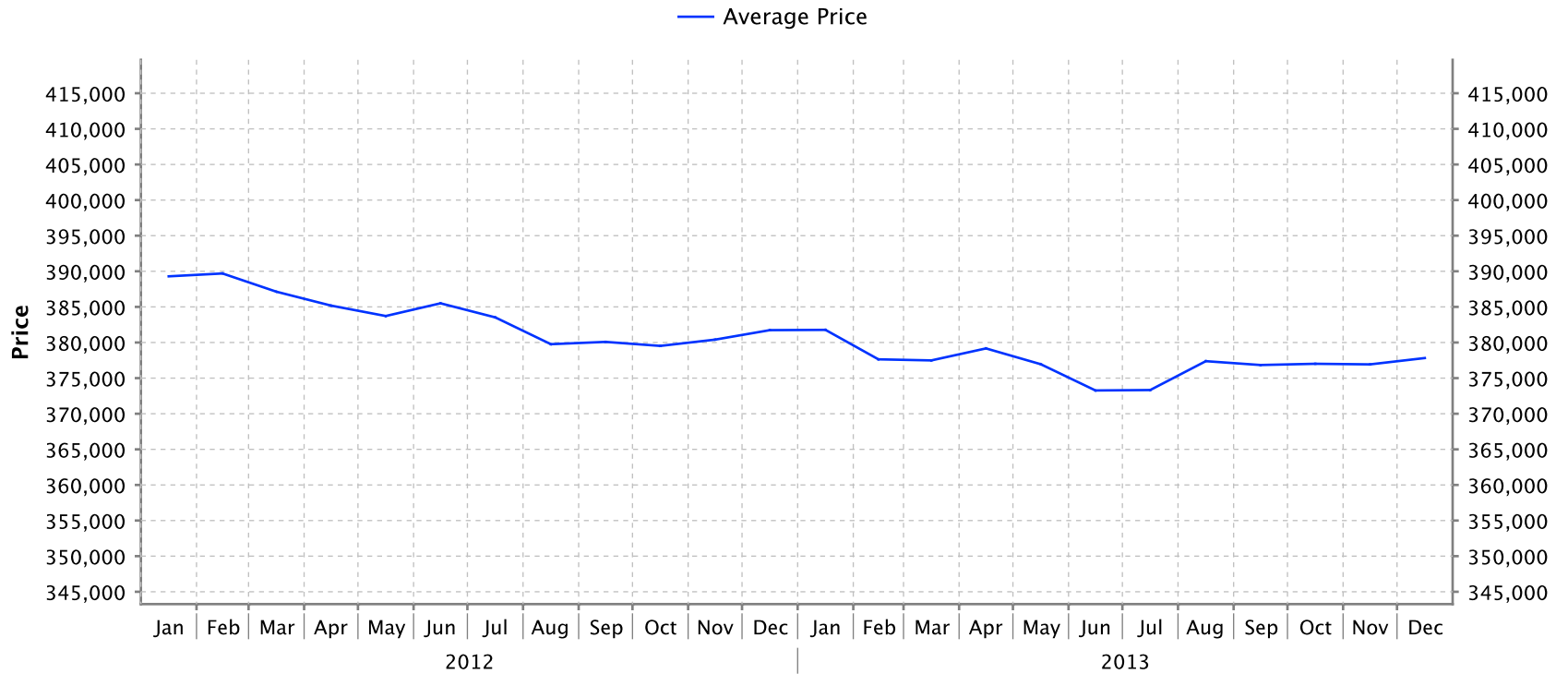
[www.facebook.com/RudiTeamW](http://www.facebook.com/RudiTeamW)



# Parksville / Qualicum

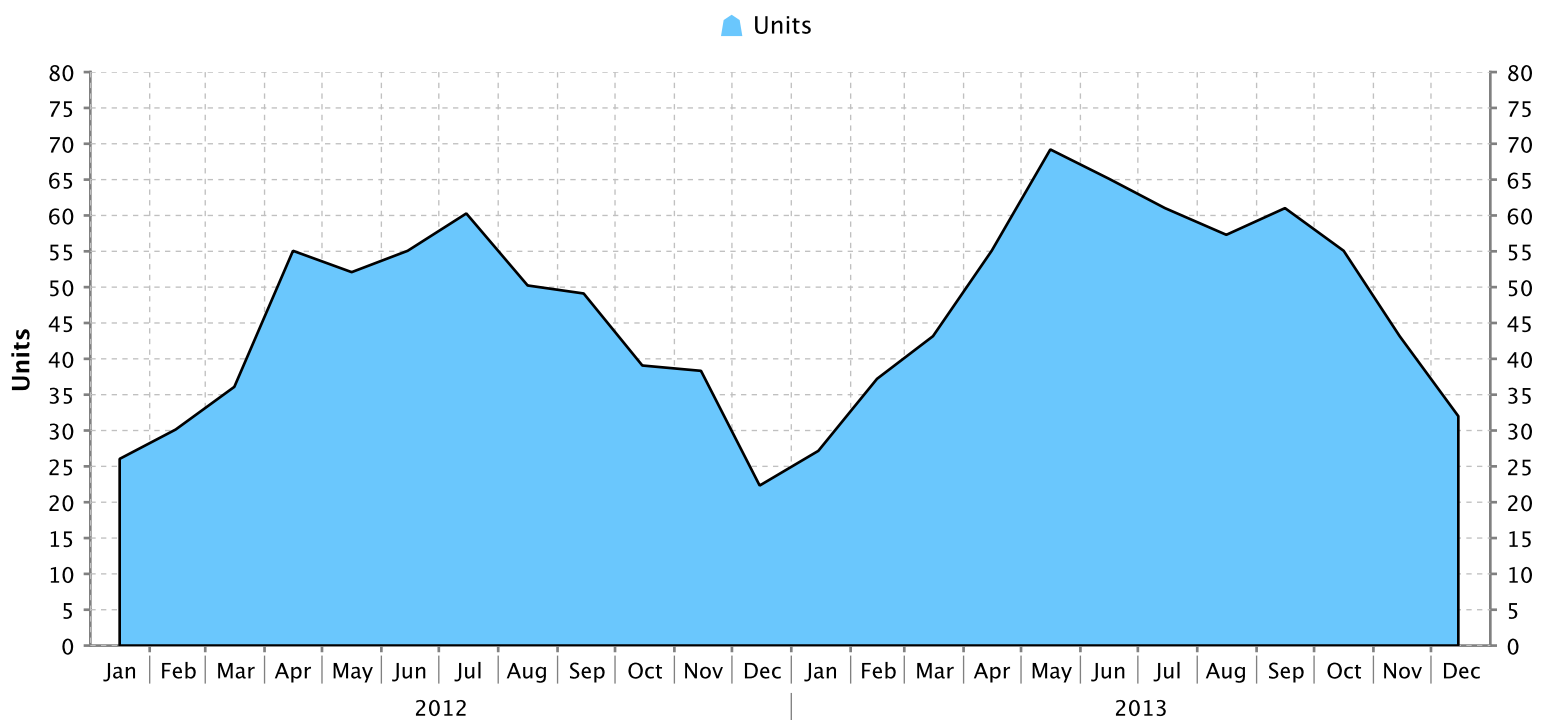
## as at December 31, 2013

### Cumulative Residential Average Single Family Sale Price



NOTE: Figures are based on a "rolling total" from the past 12 months – i.e. 12 months to date instead of the calendar "year to date".

### Single Family Units Reported Sold



## Comparative Activity by Property Type

	Current Month			12 Months to Date		
	This Year	Last Year	% Change	This Year	Last Year	% Change
<b>Lots</b>						
Units Listed	1	7	-86%	132	183	-28%
Units Reported Sold	2	4	-50%	53	26	104%
Sell/List Ratio	200%	57%		40%	14%	
Reported Sales Dollars	\$305,000	\$897,500	-66%	\$8,498,700	\$4,229,497	101%
Average Sell Price / Unit	\$152,500	\$224,375	-32%	\$160,353	\$162,673	-1%
Median Sell Price	\$165,000			\$140,000		
Sell Price / List Price	88%	85%		94%	89%	
Days to Sell	184	68	173%	63	107	-41%
Active Listings	53	62				
<b>Single Family</b>						
Units Listed	44	44	0%	1,171	1,319	-11%
Units Reported Sold	32	22	45%	605	512	18%
Sell/List Ratio	73%	50%		52%	39%	
Reported Sales Dollars	\$12,465,900	\$8,160,322	53%	\$228,579,575	\$195,448,786	17%
Average Sell Price / Unit	\$389,559	\$370,924	5%	\$377,817	\$381,736	-1%
Median Sell Price	\$347,500			\$348,000		
Sell Price / List Price	94%	93%		94%	94%	
Days to Sell	88	49	79%	66	69	-4%
Active Listings	219	266				
<b>Condos (Apt)</b>						
Units Listed	6	10	-40%	221	238	-7%
Units Reported Sold	0	3	-100%	67	61	10%
Sell/List Ratio	0%	30%		30%	26%	
Reported Sales Dollars	\$0	\$485,000	-100%	\$14,817,650	\$13,654,209	9%
Average Sell Price / Unit		\$161,667		\$221,159	\$223,839	-1%
Median Sell Price				\$201,900		
Sell Price / List Price		87%		93%	91%	
Days to Sell		80		83	94	-12%
Active Listings	86	71				
<b>Condos (Patio)</b>						
Units Listed	6	2	200%	167	186	-10%
Units Reported Sold	7	3	133%	102	85	20%
Sell/List Ratio	117%	150%		61%	46%	
Reported Sales Dollars	\$2,087,400	\$722,500	189%	\$28,706,204	\$25,730,600	12%
Average Sell Price / Unit	\$298,200	\$240,833	24%	\$281,433	\$302,713	-7%
Median Sell Price	\$312,500			\$269,900		
Sell Price / List Price	96%	92%		94%	95%	
Days to Sell	56	76	-25%	87	102	-15%
Active Listings	46	60				
<b>Condos (Twnhse)</b>						
Units Listed	3	7	-57%	150	154	-3%
Units Reported Sold	4	0		55	41	34%
Sell/List Ratio	133%	0%		37%	27%	
Reported Sales Dollars	\$1,322,000	\$0		\$17,287,571	\$14,025,544	23%
Average Sell Price / Unit	\$330,500			\$314,319	\$342,086	-8%
Median Sell Price	\$357,000			\$280,000		
Sell Price / List Price	97%			96%	95%	
Days to Sell	121			82	79	4%
Active Listings	39	36				

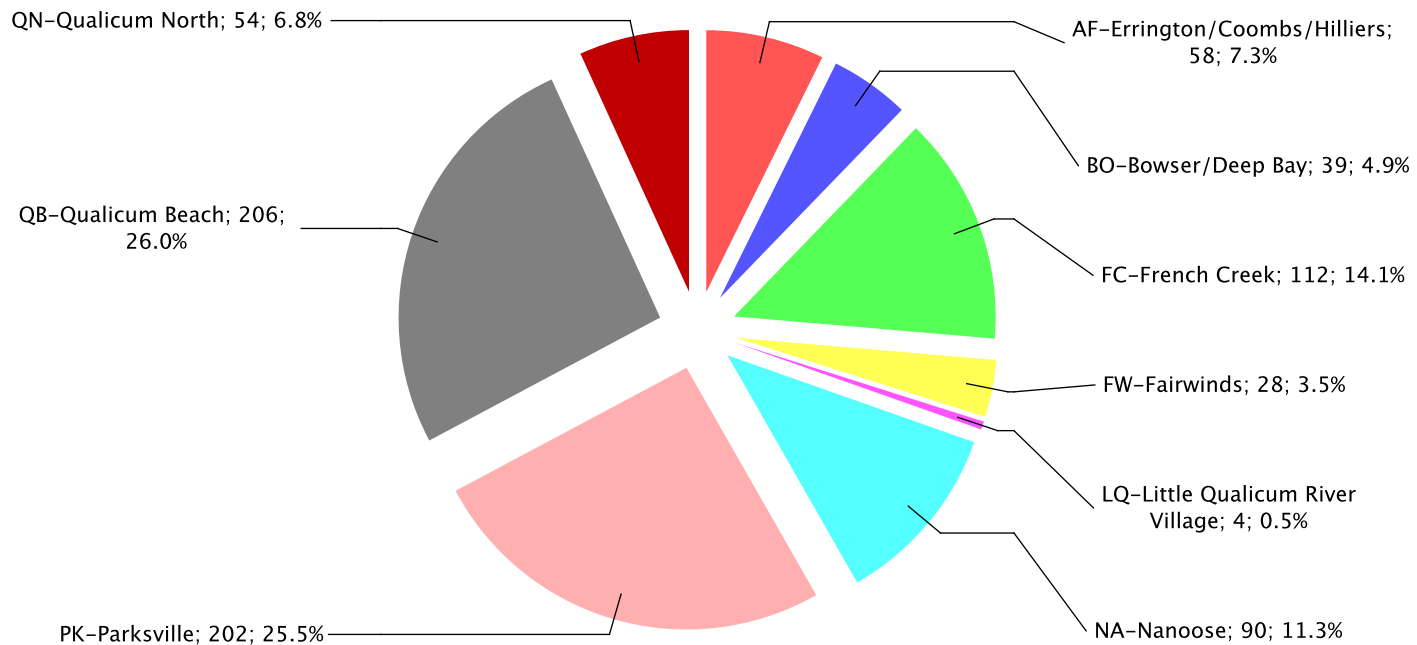
**PLEASE NOTE: SINGLE FAMILY** property does NOT INCLUDE acreage with house, condominiums, duplex/triplex, mobile homes/on pad, single family waterfront or single family strata. **LOTS** do NOT INCLUDE acreage or waterfront acreage.

# MLS® Single Family Sales Analysis

Unconditional Sales from January 1 to Dec 31, 2013

	0-150,000	150,001-200,000	200,001-250,000	250,001-300,000	300,001-350,000	350,001-400,000	400,001-450,000	450,001-500,000	500,001-600,000	600,001-700,000	700,001-800,000	800,001-900,000	900,001-1 Mil	OVER 1 Mil	Total
AF-Errington/Coombs/Hilliers	6	4	1	7	9	7	8	7	3	4	1	1	0	0	58
BO-Bowser/Deep Bay	2	2	4	1	8	8	6	3	1	0	2	1	0	1	39
FC-French Creek	2	3	5	16	21	21	20	14	4	1	2	2	1	0	112
FW-Fairwinds	0	0	0	0	0	1	0	1	6	5	6	3	2	4	28
LQ-Little Qualicum River Village	0	1	1	0	0	0	0	0	2	0	0	0	0	0	4
NA-Nanoose	2	1	3	4	11	11	10	5	12	12	9	5	2	3	90
PK-Parksville	0	4	22	55	55	26	21	9	6	2	1	1	0	0	202
QB-Qualicum Beach	1	2	7	29	48	43	25	9	15	11	4	4	2	6	206
QN-Qualicum North	1	5	5	7	7	11	5	6	1	2	1	1	0	2	54
<b>Zone 5 TOTALS</b>	<b>14</b>	<b>22</b>	<b>48</b>	<b>119</b>	<b>159</b>	<b>128</b>	<b>95</b>	<b>54</b>	<b>50</b>	<b>37</b>	<b>26</b>	<b>18</b>	<b>7</b>	<b>16</b>	<b>793</b>

## Parksville / Qualicum - Single Family Sales by Subarea

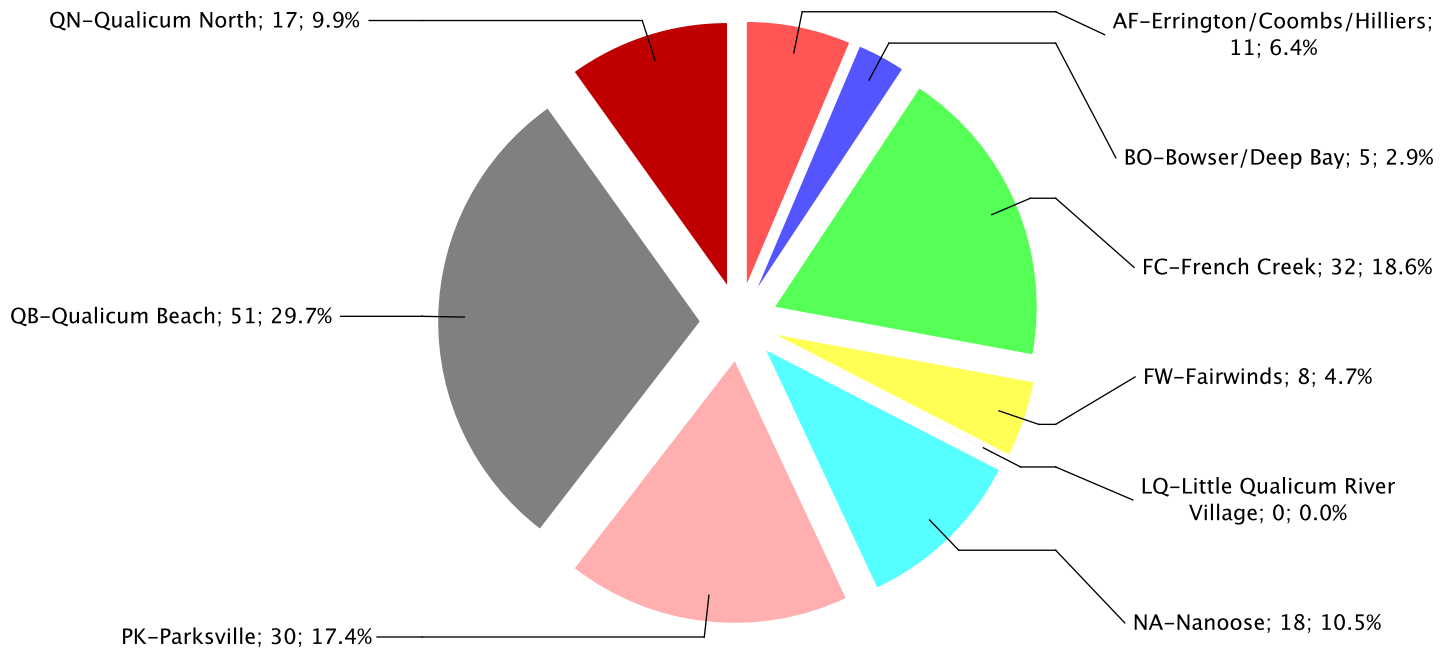


Total Unconditional Sales January 1 to December 31, 2013 = 793

**4th Quarter 2013**  
**MLS® Single Family Sales Analysis**  
 Unconditional Sales from October 1 to Dec 31, 2013

	0-150,000	150,001-200,000	200,001-250,000	250,001-300,000	300,001-350,000	350,001-400,000	400,001-450,000	450,001-500,000	500,001-600,000	600,001-700,000	700,001-800,000	800,001-900,000	900,001-1 Mil	OVER 1 Mil	Total
AF-Errington/Coombs/Hilliers	2	0	0	2	0	1	2	1	1	1	1	0	0	0	11
BO-Bowser/Deep Bay	0	0	0	0	1	3	0	0	0	0	1	0	0	0	5
FC-French Creek	1	1	0	5	6	6	6	5	0	0	0	1	1	0	32
FW-Fairwinds	0	0	0	0	0	0	0	1	0	1	2	1	1	2	8
LQ-Little Qualicum River Village	0	0	0	0	0	0	0	0	0	0	0	0	0	0	0
NA-Nanoose	0	0	2	1	3	3	0	2	2	2	1	1	0	1	18
PK-Parkville	0	0	2	9	13	2	3	0	0	1	0	0	0	0	30
QB-Qualicum Beach	0	2	0	11	12	11	4	1	2	1	2	2	0	3	51
QN-Qualicum North	0	4	0	3	1	2	3	2	1	0	0	0	0	1	17
<b>Zone 5 TOTALS</b>	<b>3</b>	<b>7</b>	<b>4</b>	<b>31</b>	<b>36</b>	<b>28</b>	<b>18</b>	<b>12</b>	<b>6</b>	<b>6</b>	<b>7</b>	<b>5</b>	<b>2</b>	<b>7</b>	<b>172</b>

**Parkville / Qualicum - Single Family Sales by Subarea**



Total Unconditional Sales October 1 to December 31, 2013 = 172



## TeamW Optimum Property Search

Take advantage of the most complete Real Estate Search tool when you are searching for properties in the Parksville-Qualicum Area!

- ✓ **Complete MLS Listings** for the greater Parksville - Qualicum Beach Area updated in real time.
- ✓ View More **NON PUBLIC, CURRENT INFORMATION** about each listing than you will find on realtor.ca.
- ✓ Create your own **PERSONAL SEARCHES** and save your **FAVOURITE LISTINGS**.
- ✓ Receive **UPDATES** on your saved searches any time there is a **NEW Listing** or a **Price Change** direct to your email.
- ✓ Access is **FREE** and authorization is instant!



**Team W**  
Optimum Property Search

- ✓ More information than realtor.ca
- ✓ Save your Custom Searches
- ✓ Save your favorite properties
- ✓ Friendly Google Map search

**Try it now!**

Go to [www.teamw.ca](http://www.teamw.ca) to register!

The Real Estate Board of Vancouver Island requires that all searches for MLS® listings, both new ones and changes to existing ones, be submitted first for review by the REALTOR®. Once you save the search, it will be promptly reviewed and approved and you will be viewing your search results in no time. You will receive an email as soon as the search is reviewed and approved.